


Bed Map Distribution W&C BCH and EGH Inpatient Units

Pandemic Plan for COVID-19



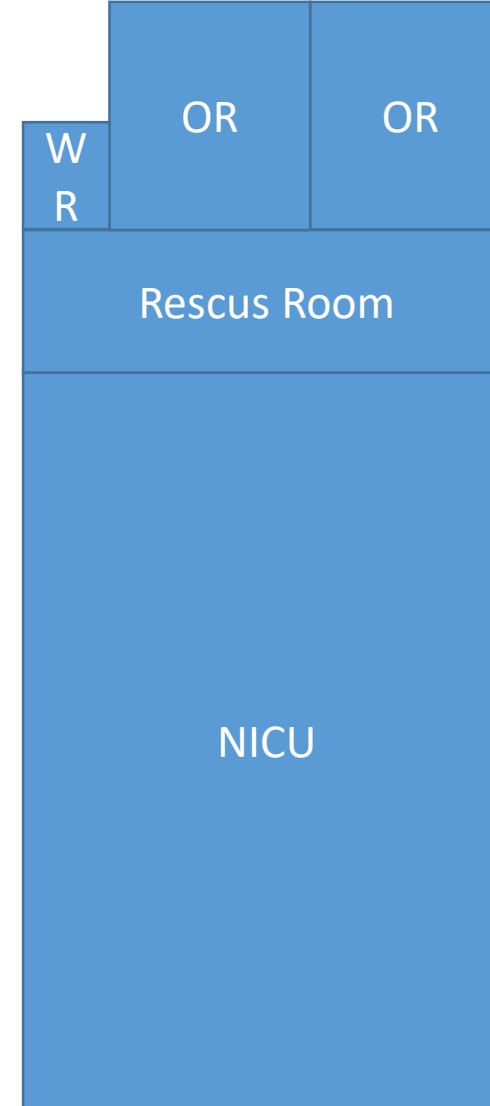
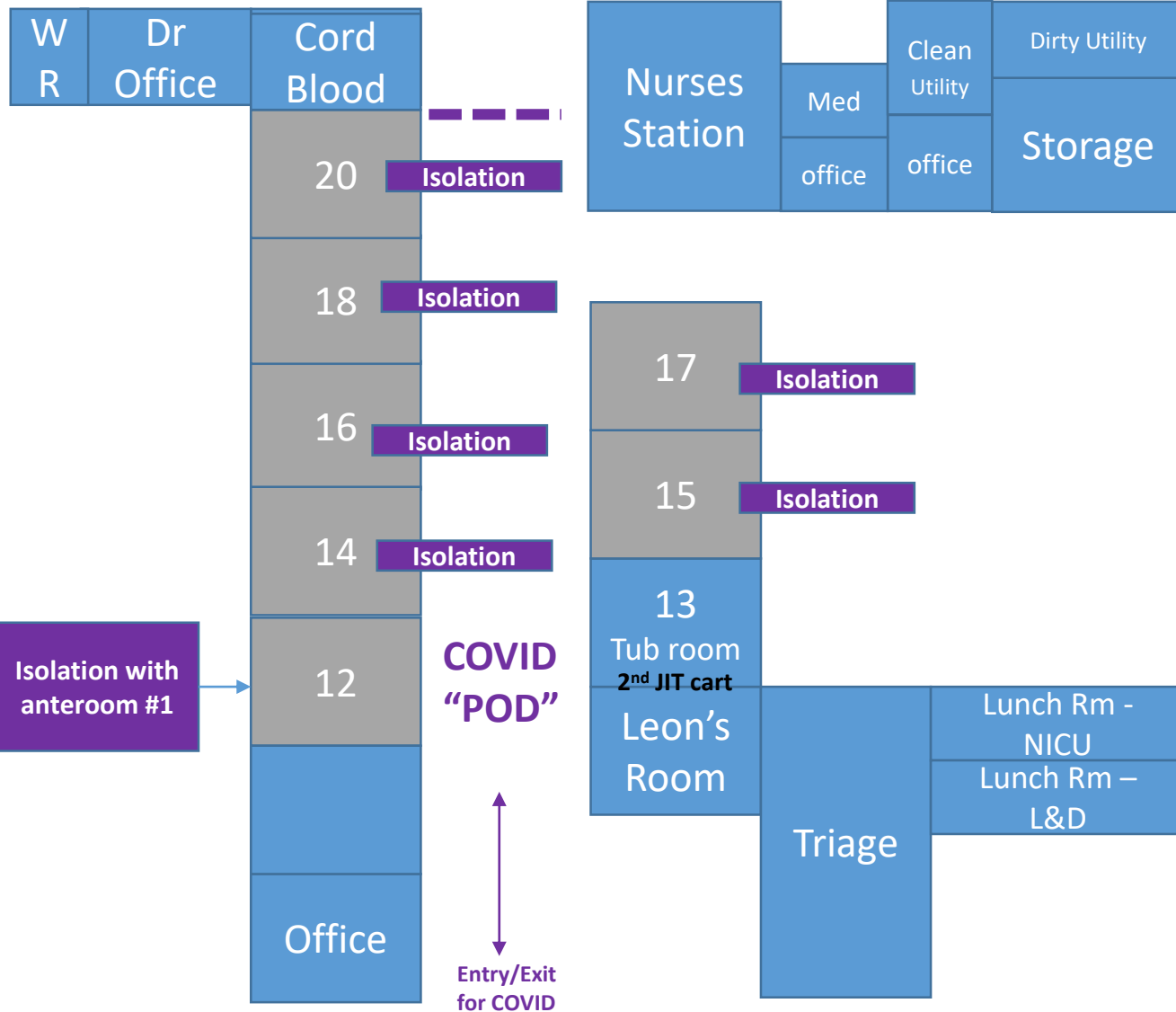
NON-COVID "POD"



L&D BCH Map

Order of COVID suspect or COVID Pos admission Room assignment (Only one ante-room)

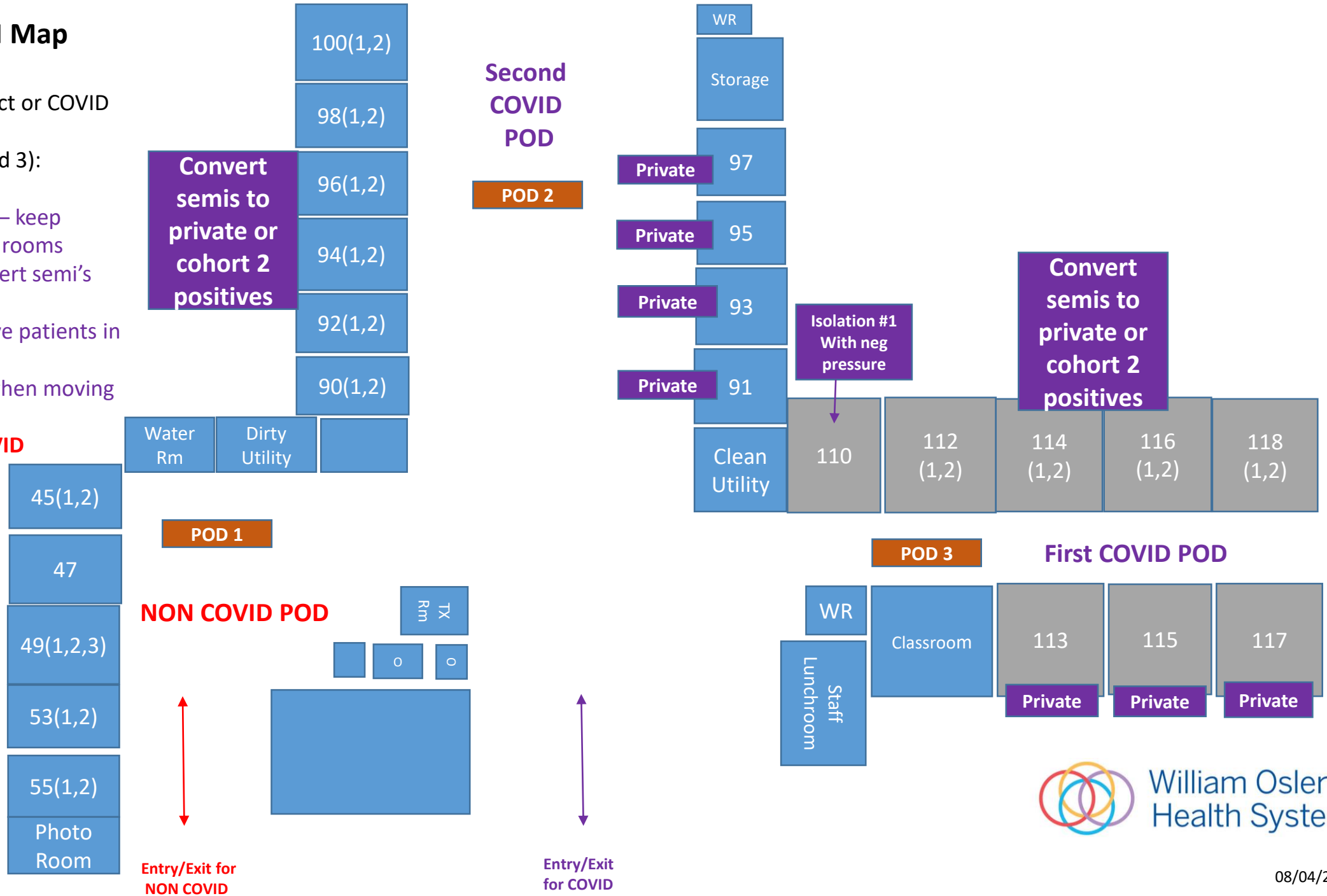
- 1) 12 -anteroom
- 2) Covid "POD" = 14-20
- 3) NON Covid "POD" = 34-44



Post Partum BCH Map

Order of COVID suspect or COVID Pos admission
Room assignment (pod 3):

- Fill up POD 3 first – keep suspect in private rooms
- May need to convert semi's into private
- Can cohort positive patients in semi's
- Same principles when moving to pod 2
- **Pod 1 is NON COVID**



NICU BCH Map

Order of COVID suspect or COVID Pos admission room assignment

- 1) Rm 126
- 2) Pod 4 Confirmed Cases
- 3) Pod 1 Suspected Cases

Care by Parent
Room 141

Care by Parent
Room 145

Care by Parent
Room 149

Care by Parent
Room 153

Care by Parent
Room 157

Care by Parent
Room 159

Care by Parent Rooms:
Convert to spaces for
AGM Procedures
for COVID PUI/+

Pod 3
Rm 142
6 bays

Pod 2
Rm 146
6 bays

Isolation room with
anteroom 126

Pod 1
Rm 118
4 bays
Suspect
COVID POD

Neonatal Resus Room
by OR

Pod 4
Rm 137
6 bays
COVID POD

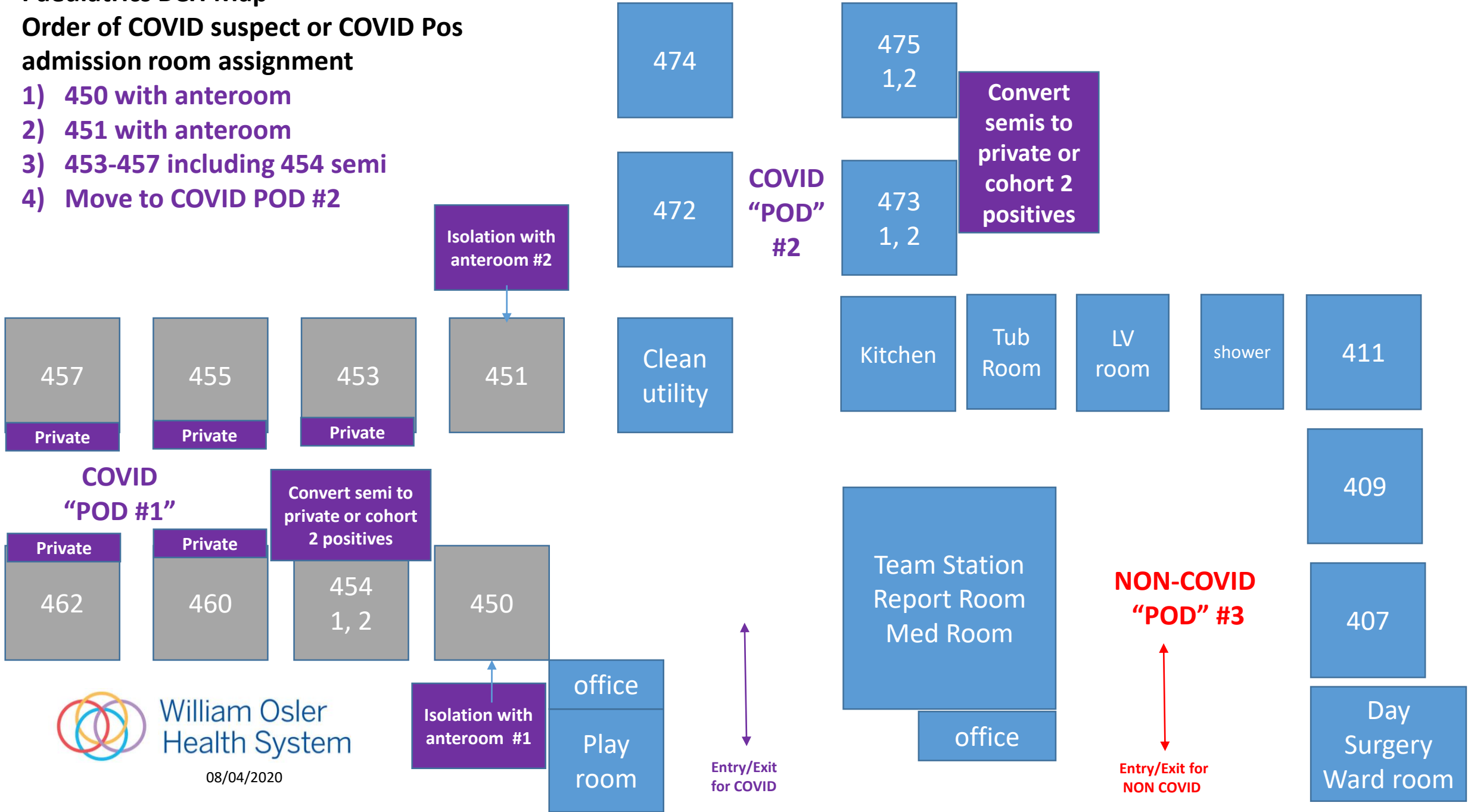
Pod 5
Rm 131
6 bays

Offices and communication centres

Paediatrics BCH Map

Order of COVID suspect or COVID Pos admission room assignment

- 1) 450 with anteroom
- 2) 451 with anteroom
- 3) 453-457 including 454 semi
- 4) Move to COVID POD #2



William Osler Health System

08/04/2020

Birthing Unit EGH Map

Order of COVID suspect or COVID Pos admission room assignment

- 1) 4712 – isolation room
- 2) 4710- bariatric room
- 3) COVID POD 4710-4718
- 4) NON-COVID POD 4724-4730

Isolation with
anteroom #1

Bariatric
Birthing
Room
Private #2

4718

4716

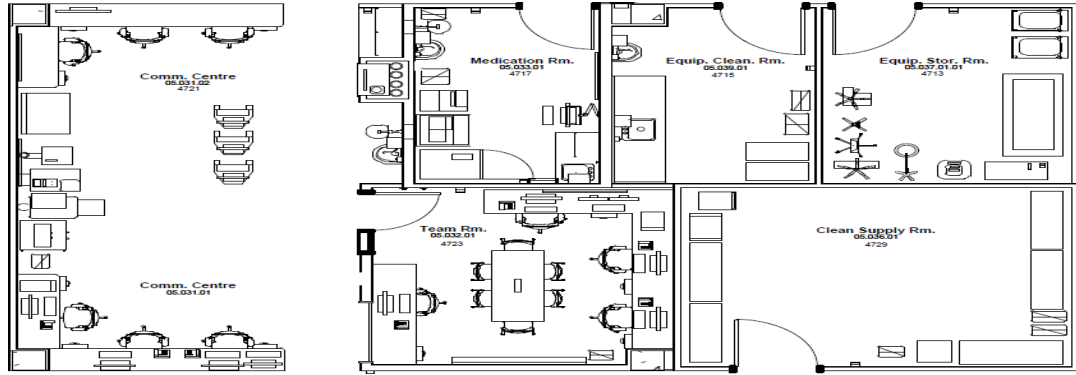
4714

4712

4710

Manager's
office

COVID "POD"



4722

Entry/Exit
for COVID

OR
Prep
Room

PACU

NON-COVID "POD"

4724

4726

4728

4730

Operation Room
#1

Operation Room
#2

NICU
Resus
Room

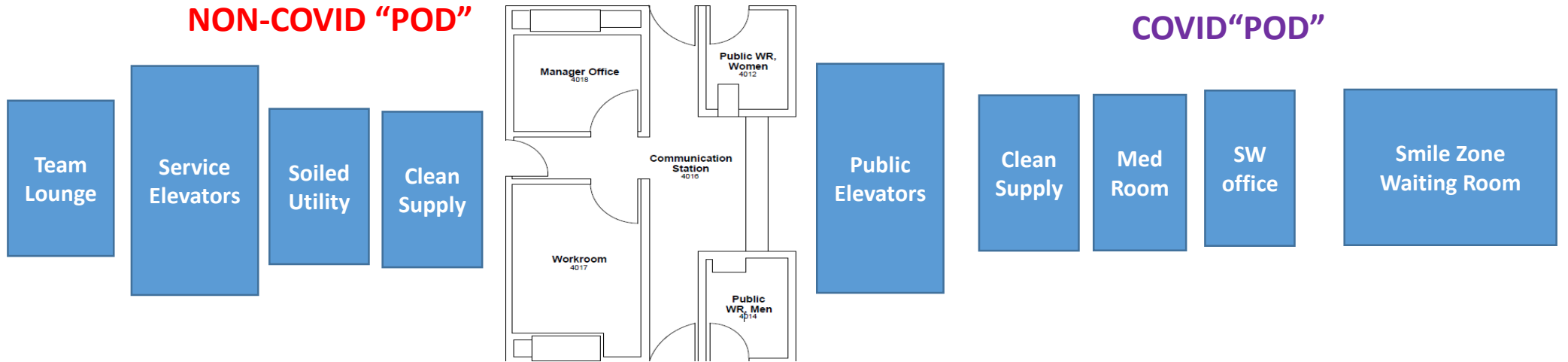
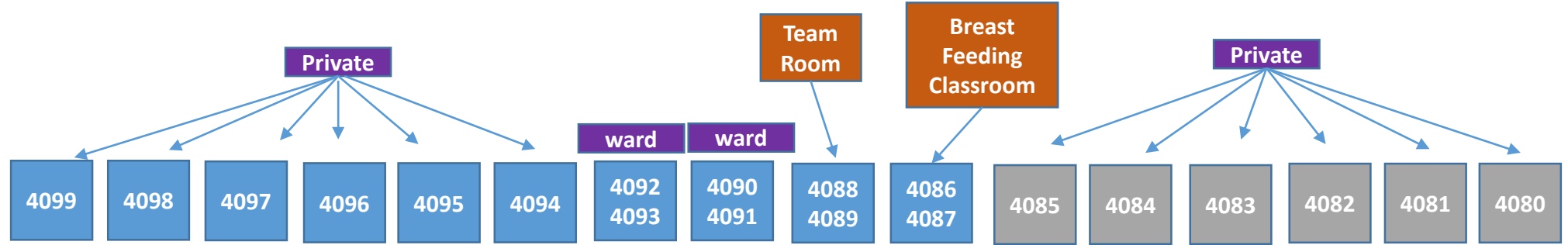


Entry/Exit for
NON COVID

Mother Baby Unit EGH Map

Order of COVID suspect or COVID Positive admission room assignment

- 1) 4080 2) 4081
- 3) 4082 4) 4083
- 5) 4084

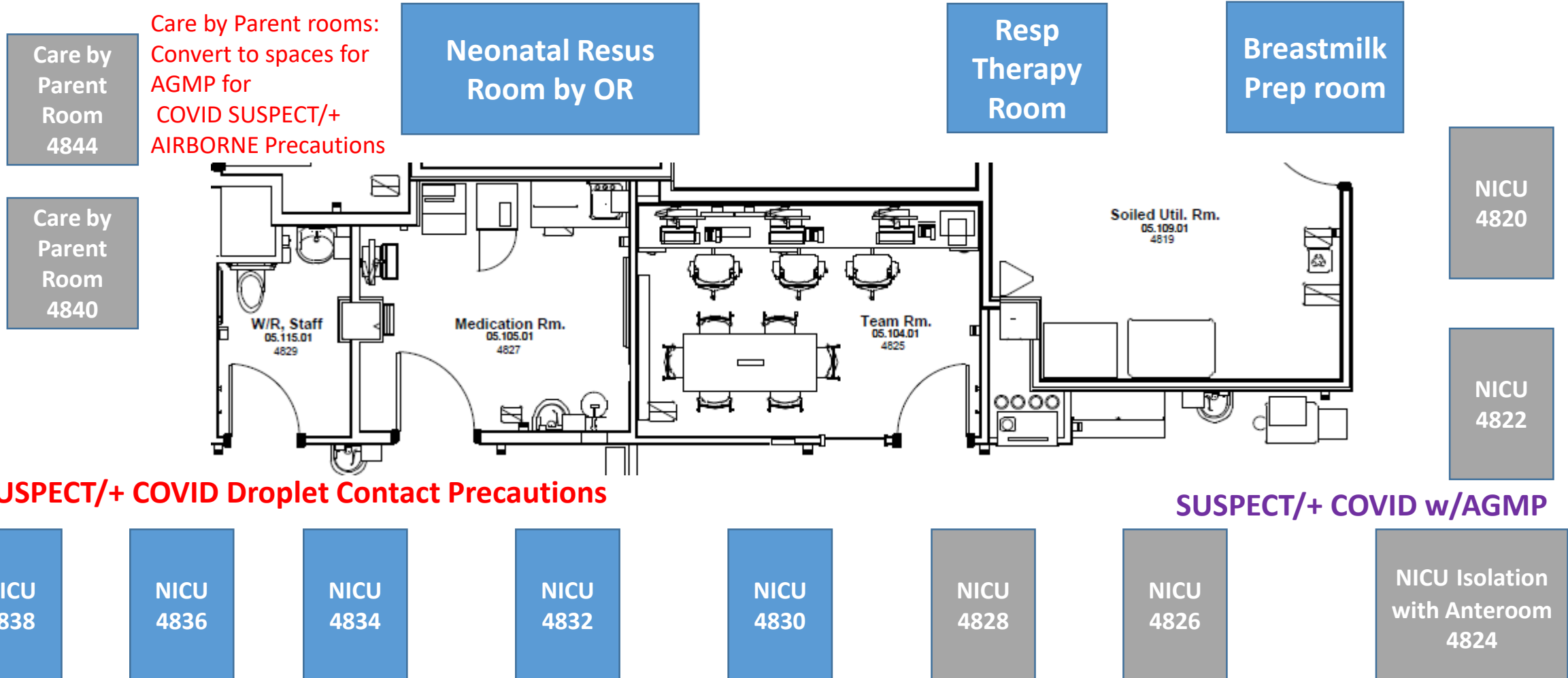


NICU EGH Map

Order of COVID Suspect or COVID Pos Admission room assignment

- 1) 4824 Isolation with Anteroom
- 2) If any other Suspect/Confirmed COVID babies requiring respiratory support are to be admitted, this whole unit becomes the Protected NICU and non COVID babies move to the NICU Satellite on Paeds (converted Day Surgery Unit)

Patient Lounge/Kitchen



SUSPECT/+ COVID Droplet Contact Precautions

SUSPECT/+ COVID w/AGMP

NICU 4838

NICU 4836

NICU 4834

NICU 4832

NICU 4830

NICU 4828

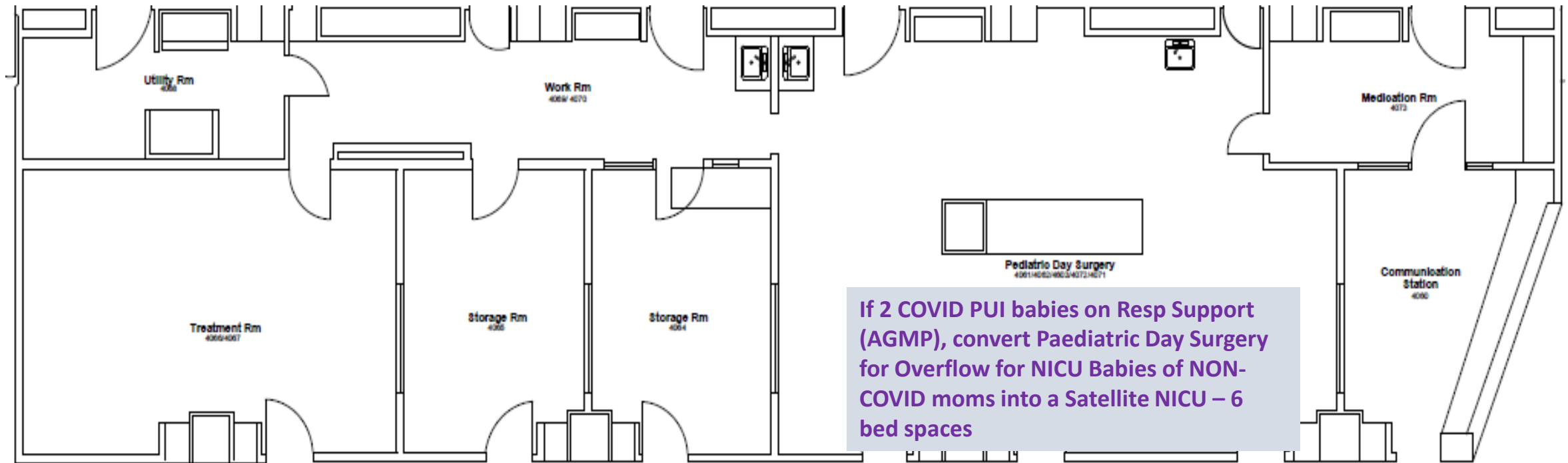
NICU 4826

NICU Isolation with Anteroom 4824

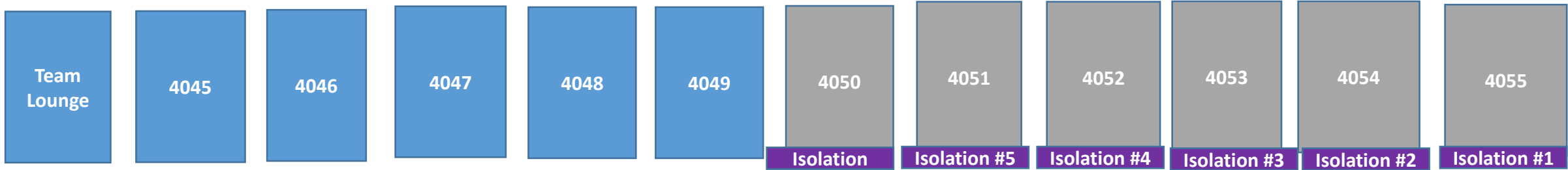
Paediatrics Unit EGH Map

Order of COVID suspect or COVID Pos admission Room assignment

1) 4050 2) 4051 3) 4052 4) 4053 – none have negative pressure



If 2 COVID PUI babies on Resp Support (AGMP), convert Paediatric Day Surgery for Overflow for NICU Babies of NON-COVID moms into a Satellite NICU – 6 bed spaces



NON-COVID "POD"

COVID "POD"