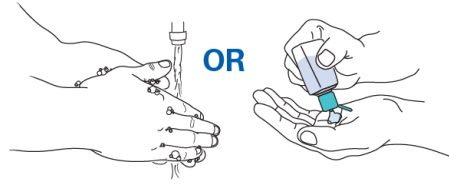


Donning Sequence for *cluster of **PUI or Confirmed COVID-19 patients



1. Perform hand hygiene

2. Put on **level 2 gown (or equivalent)**



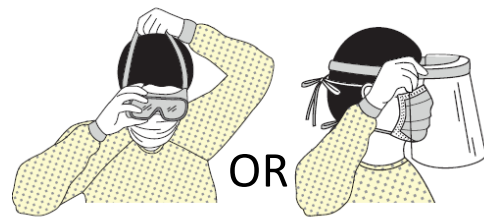
3. Put on **level 1 gown (over Level 2 Gown)**



4. Put on mask (procedure mask)



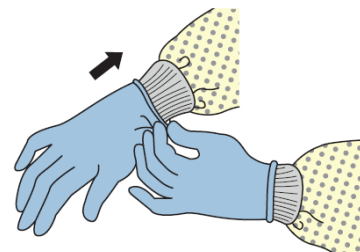
5. Put on protective eyewear (goggles or face shield)



6. Put on gloves, pull over cuff of

gown

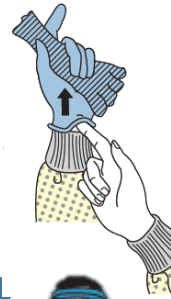
*Cluster = 2 or more patients
**Patients under investigation



Doffing Sequence for *cluster of **PUI or Confirmed COVID-19 patients

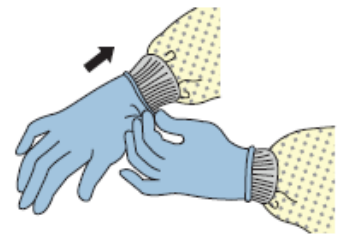
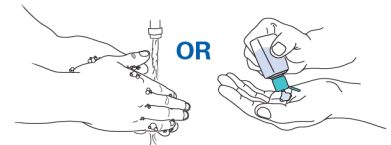
In Patient Room

1. Remove gloves
2. Remove level 1 gown and discard
3. Perform hand hygiene



In the Hallway

4. Perform hand hygiene
5. Put on **new** clean level 1 gown. If last patient, of cluster does not require additional level 1 gown.
6. Put on gloves, pull over cuff of gown and proceed and repeat to the next PUI or COVID-19 patient as a part of cluster .
7. After the last patient within the cluster, doff PPE as per standard doffing procedure.



*Cluster = 2 or more patients
**Patients under investigation